This drawing and specifications, herein, are the property of Digital Equipment Corporation and shall not be reproduced or copied or used in whole or in part without written permission.

WIRE TABLE

TEM. NO.	DESCRIPTION AWG	COLOR	FROM POINT	FROM CONNECTION	TO TERM	TO POINT	TO CONNECTION	TO TERM	SIGNAL
5	14	RED	3	P3-10	SOLD	15	P1-1	3	+5V
	TWP	BLK	4	P3-8	SOLD	14	P1-7	3	GND
9	14	GRY	5	P3-4	SOLD	16	P1-2	3	+15V
6	14	BLK	1	P3-12	SOLD	3	P1-9	3	GND
	TWP	BLU	2	P3-11	SOLD	2	P1-13	3	-15V
8	18	BRN	8	P3-1	SOLD	11	P2-2	3	LTc
7	8	VIO	6	P3-3	SOLD	9	P2-3	3	DcLo
	TWP	YEL	7	P3-2	SOLD	10	P2-4	3	AcLo
11	22	-	-	P3-13	SOLD	-	P3-14	SOLD	DcLo
11	22	-	-	P3-15	SOLD	-	P3-16	SOLD	AcLo

NOTES:

1. USE TIE WRAPS (X) ITEM #4 APPROXIMATELY EVERY THREE (3) INCHES WHEN NECESSARY AND AT EVERY BREAKOUT POINT.
2. DOT (●) INDICATES NAIL LOCATIONS FOR ASSEMBLY USE ONLY. COVER NAILS WITH SHRINK TUBING TO PREVENT CUTTING HARNESS.
3. USE CONN BRKT C-MD-9305761-H150 MOUNT WITH WOOD SCREWS. USE MATING CONN 1209350-5.
4. USE CONN BRKT C-MD-9305761-H6-0 MOUNT WITH WOOD SCREWS. USE MATING CONN 1209350-06
5. USE CONN. HOLD DOWN B-MD-9305767-0-0 WITH PLATE B-MD-9305767-0-1, USE TAPE DEC #008734 & CONN HBO7 DEC# (1209123) REMOVE PINS & FLANGES AS SHOWN IN DETAIL "A". MOUNT WITH WOOD SCREWS.

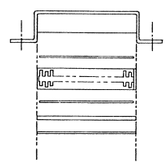

DETAIL "A"

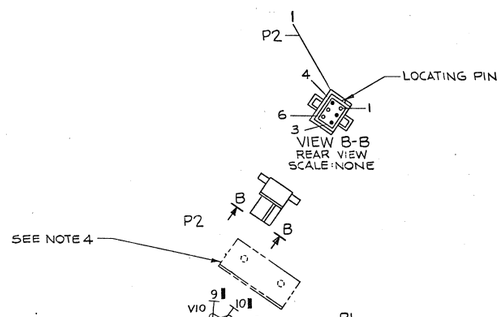

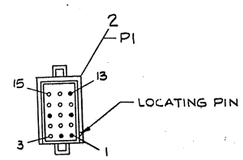

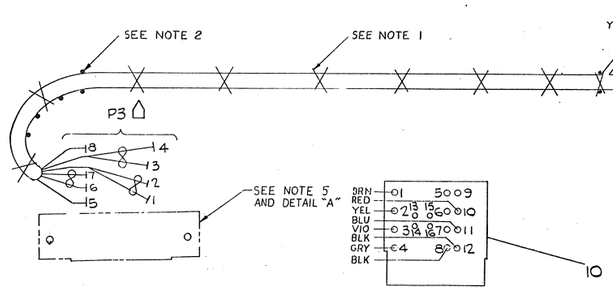

P 3

SCALE

0 IN. 6 IN. 12 IN.

DO NOT REDUCE

DO NOT BUILD FROM REDUCED PRINT

	A/R	BUSS WIRE #22 AWG	9107560-01	11
	1	POWER CONN	G772	10
	A/R	WIRE #24 AWG GRY	9107570-88	9
	A/R	WIRE #18 AWG BRN	9107[illegible]-11	8
	A/R	WIRE #8 TWP YEL/VIO	9107[illegible]-47	7
	A/R	WIRE #24 TWP BLK/BLU	9107440-06	6
	A/R	WIRE #24 TWP BLK/RED	9107440-02	5
X	A/R	WRAP TIE	9007031	4
	8	PIN, MALE	1209378-00	3
	1	HOUSING CONN. 15 PIN	1209351-15	2
SYM		HOUSING CONN. 6 PIN	1209351-06	1

QTY.	DESCRIPTION	PART NO.	ITEM NO.

PARTS LIST

FIRST USED ON OPTION/MODEL

UNLESS OTHERWISE SPECIFIED DIMENSION IN INCHES. TOLERANCES

DECIMALS	ANGLES
.XXX ± .005	1° 30'
.XX ± .02	
.X ± .1	

REMOVE BURRS AND BREAK SHARP CORNERS. SURFACE QUALITY ✓

MATERIAL: CE PARTS LIST

FINISH: ✓

NEXT HIGHER ASSY.

SCALE 1/1

SHEET 1 OF

DRN. — DATE

CHKD. — DATE

ENG. DATE

PROJ ENG. DATE

PROD. DATE

DIGITAL EQUIPMENT CORPORATION

TITLE G772 SYSTEM UNIT HARNESS

SIZE E | CODE 13 | NUMBER 7009862-0-0 | REV.

DIST.

CHANGE NO. | REV. | BY | DATE